

EXPECTATIONS FOR BEHAVIOUR

The signals for GETTING YOUR ATTENTION!

The staff member will raise one hand and show a STOP sign. They will count down and say...

3. Everyone stop what they are doing and put everything down safely.
2. All eyes on me, everyone silent.
1. Thank you for being respectful and for showing me that you are ready!



GETTING THE ATTENTION OF STAFF


Raise your hand if you need to get the attention of a staff member. Shouting out or out of seat movement is not acceptable as it distracts other learners. Everything we say and do is rooted in mutual respect for each other.



CLASSROOM LAYOUT

You will sit in groups and be encouraged to discuss your work with your partners.

You should sit with your legs under the table and your chairs firmly on the floor!



TOILETING!

Where possible, toilet breaks should be kept for break and lunchtimes. If you need the toilet, raise your hand and ask a staff member.

HOLD THE DOORS OPEN!



If you are first in line, you hold the door open for the rest of the class. Show your classmates that you appreciate them holding the door, by saying thank you.



BEING READY TO LEARN!

We expect you to be ready to learn...always! This means that you are:

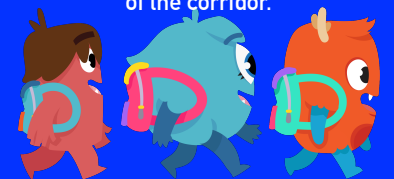
- sat, in silence, facing the teacher;
- prepared and empowered to learn;
- not swinging on chairs or fidgeting with equipment;
- not talking or distracting others.



LINING UP!

Staff will collect you from the yard, on time, after play times.

You are expected to walk in single file, respectfully, conscientiously and on the left side of the corridor.



WATER BOTTLES

are kept neatly outside of the classroom. You must raise your hand and ask a staff member if you need a drink. You are not to help yourself to a drink when returning from the playground.



TRANSITIONS AROUND SCHOOL

Staff will always escort classes around school, for all transitions, to ensure that you are safe.

If your class is moving around school, the teacher leads the line with a teaching assistant at the back. If the whole year group is moving, then a teacher leads at the front and another follows at the back, with a teaching assistant in the middle.

You are to walk in single file; respectfully, conscientiously and on the left-hand side.

IN THE DINNER HALL

You are to stay in your seats unless you are tidying up.

You are encouraged to chat, quietly, amongst your peers and tidy up after yourself.



WELCOMING VISITORS

Always greet and welcome visitors to Florence Melly. Introduce yourself and ask them if they require any help or assistance.

UNIFORM

We have high expectations for pupils' uniform. Staff will challenge incorrect uniform. Shirts are to be tucked in at all times. The correct PE kits are to be worn on PE days.

TIDYING UP!

Classrooms and communal spaces are to be left clutter-free and tidy at the end of every lesson. You show us that you appreciate the environment and equipment by looking after them.

STARTING EACH DAY AND LESSON THE RIGHT WAY!

When you enter a classroom, you show us that you are motivated to learn by either:

- sitting and waiting quietly and patiently or;
- reading your book and waiting for instructions.

THE FLO MELLY WAY!

